

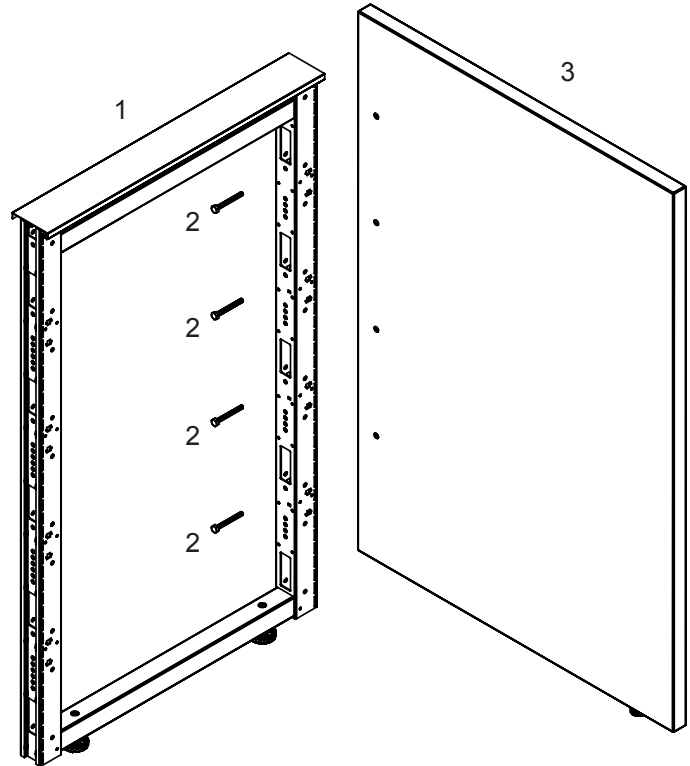
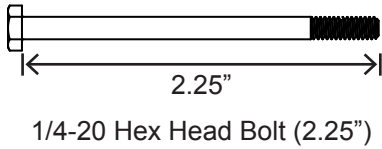
Details

Matrix Gallery Panels mount to Matrix frames in place of wing panels for structural support. Gallery panels are shipped ready to install with the required glides and hex head bolts included.

Product and Parts

To the right is a visual guide to the parts used in the gallery panel installation.

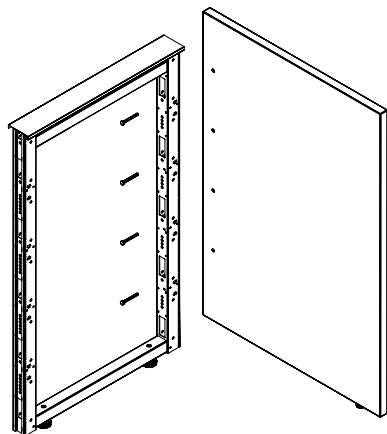
- 1. Matrix Frame (stand alone product)
- 2. Hex Head Bolts (2.25")
- 3. Gallery Panel



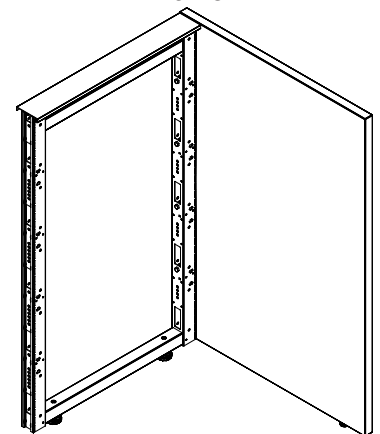
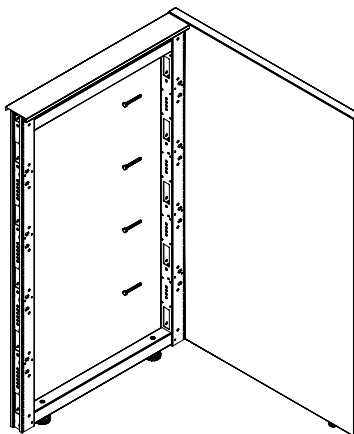
Installation

Align gallery panel with frame and use hex head bolts to secure the gallery panel to the frame.

Align gallery panel with frame.



Use hex head bolts to secure gallery panel to frame.



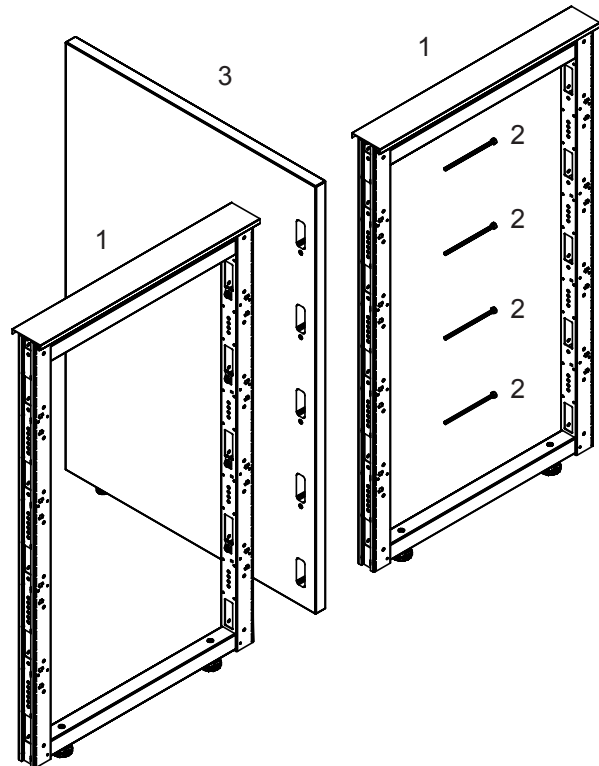
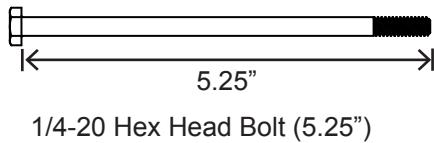
Details

Matrix Gallery Panels mount to Matrix frames in place of wing panels for structural support. Gallery panels are shipped ready to install with the required glides and hex head bolts included.

Product and Parts

To the right is a visual guide to the parts used in the gallery panel installation.

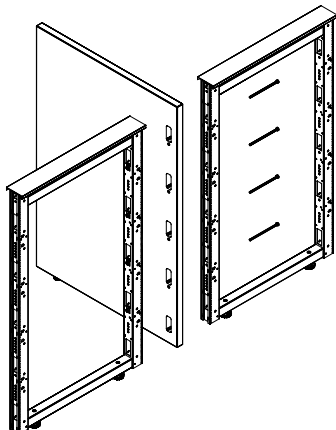
1. Matrix Frame (stand alone product)
2. Hex Head Bolts (5.25")
3. Gallery Panel



Installation

Align gallery panel with frame and use hex head bolts to secure the gallery panel to the frame.

Align gallery panel with frame.



Use hex head bolts to secure gallery panel to frame.

