



DUAL MONITOR ARM FOR SHALLOW DEPTH WORKSURFACES

Ideal for Worksurfaces 24" Deep or Less

AIS

MAXIMIZING SPACE. OPTIMIZING ERGONOMICS.


A single arm and crossbar for dual monitors is a smart option for any worksurface, especially those requiring additional workspace. Recommended for worksurfaces 24.0" deep or less, this dual monitor arm requires minimal physical space for mounting and usage. Designed with an independent, quick release mounting plate for rotation, these monitor arms pan and tilt, ensuring easy custom positioning of both monitors.

This helpful work tool offers easy adjustment and perfect ergonomic function in a sleek and modern articulating monitor arm. Whether standing or seated, users will appreciate the ergonomic benefits of positioning monitor arms at eye level for optimum productivity.

Installs in minutes with two mounting options: grommet mount or desk clamp options.

Features

- Silver finish on monitor arm and crossbar
- Dual display is standard
- Slim space saving design
- Monitor stand with arm and crossbar accommodates any worksurface. Exceptionally ideal for worksurfaces 24.0" deep or less
- LCD display range: up to 28"
- Vertical arm adjustment range: 12"
- Extended arm reach: 24.4"
- Holds two monitors each up to 27" maximum
- Load capacity: 26.4 lbs. combined weight. (Supports up to two monitors weighing up to 13.2 lbs. each.)
- Display tilt rotation: 180 degree rotation at the mounting base and extension
- Arm swivel range: 360 degree
- Width of crossbar: 29.5 inches
- Monitors articulate together horizontally or vertically
- Monitors may be mounted in "portrait or landscape" positions
- Crossbar ensures perfect adjustment and alignment of monitors
- Two mounting options: Desk Edge and Grommet
- VESA monitor mount
- When attaching this monitor arm to a knife edge worksurface an AIS knife edge wedge is recommended




One crossbar supports two monitors.




Independent, quick release mounting plate with effortless rotation.




Pan and tilt for custom positioning of monitors.



Slide monitors left or right with control knobs on back of unit.



Monitor mounts allow monitors to be mounted in "portrait or landscape" positions.



For proper ergonomic support, position AIS monitor arm so the screen is at eye level and the monitor is centered in front of the body.