

# LAMINATE AND PAINT OPTIONS

Systems, Casegoods & Tables  
Grade A

## Grade A Laminate Finishes

T = Textured Laminate with a finish similar to natural wood grain.



Absolute Acajou T



Aimtoo Savatre




Black



Brazilwood



Chalk



Corporate Walnut



Dark Rum Cherry



Field Elm T



Grand Cherry




Grey Elm T



Landmark T



Leave Likatre T



Linen




Looks Likatre T



Maritime Dune T




Midwest Maple



Neo Walnut T




Phantom Ecrú T



Phantom Pearl T




Storm




Summer Drops



True White



Trytoo Savatre T




White Chocolate T

## Grade A Paint Finishes



Black



Chalk



Dark Tone



Grey Value 1



Innertone




Light Tone



Medium Tone



Metallic Silver



Satin White



Warm Brown 1

Please refer to actual finish sample before finalizing finish selection. Colors on this card serve as a color guide only.

## Systems Paint Options

Color Name	AO2 Panels	AO2 Base	Divi Panels	Divi Base	Calibrate & Matrix	MWall
Black	A	N/A	A	A	A	A
Chalk	N/A	N/A	A	N/A	A	A
Dark Tone	A	A	A	N/A	A	A
Grey Value 1	A	N/A	A	A	A	A
Innertone	A	N/A	A	N/A	A	A
Light Tone	A	N/A	A	A	A	A
Metallic Silver	A	N/A	A	N/A	A	A
Medium Tone	A	A	A	A	A	A
Satin White	N/A	N/A	A	A	A	A
Warm Brown 1	A	N/A	A	A	A	A

## Worksurface Edgeband Options - Laminate

Color Name	Color Code	Worksurface Grade	Calibrate Grade
Absolute Acajou	AA	A	A
Aimtoo Savatre	AS	A	A
Brazilwood	BZ	A	A
Corporate Walnut	CT	A	A
Dark Rum Cherry	DR	A	A
Field Elm	FE	A	A
Grand Cherry	GC	A	A
Grey Elm	GE	A	A
Landmark	LM	A	A
Leave Likatre	LV	A	A
Linen	LN	A	A
Looks Likatre	LK	A	A
Maritime Dune	MD	A	A
Midwest Maple	MM	A	A
Neo Walnut	NW	A	A
Phantom Ecru	PE	A	A
Phantom Pearl	PP	A	A
Storm	ST	A	A
Summer Drops	SD	A	A
True White	TW	A	A
Trytoo Savatre	TS	A	A
White Chocolate	WC	A	A

## Worksurface Edgeband Options - Match to Paint Finish

Color Name	Color Code	Worksurface Grade	Calibrate Grade
Black	BK	A	A
Chalk	CK	A	A
Dark Tone	DT	A	A
Grey Value 1	GV-1	A	A
Innertone	HT	A	A
Light Tone	LT	A	A
Medium Tone	MT	A	A
Satin White	SW	A	A
Warm Brown 1	WB-1	A	A

To view samples and laminate care instructions visit:  
<https://www.ais-inc.com/resources/fabrics-and-finishes>

800.434.7400 | 978.562.7500 | [www.ais-inc.com](http://www.ais-inc.com) | LAMPNTFC | February 2022

**AI****S**