



STORAGE & LOCKER SOLUTIONS

Calibrate® Laminate & L Series Steel Storage

AIS

CALIBRATE LAMINATE STORAGE



Calibrate laminate storage elements — including lateral files, bookcases, pedestal files with hidden drawers, wardrobes, suspended storage, and pull-out pantry towers— maximize storage capabilities in just about any office environment. Personal Storage has expanded, with locker options to support the evolving workplace where hoteling and hybrid work have become more common. Locks are optional on all of our storage elements, ensuring security for users. This extensive statement of line, along with a broad finish selection, and choice of pulls and lock finish options means there is something for everyone. With robust construction, tight tolerances, precision ball bearings and heavy weight shelf supports, Calibrate Storage will perform year after year.



Calibrate Storage shown in 6 x 6 Matrix station

CALIBRATE LAMINATE STORAGE



Explore Calibrate Laminate Storage Options



Seamlessly Integrate (Shown with Calibrate Community)



Provide Personal Storage



Create Custom Solutions

See Calibrate Series price list for complete statement of line.

L SERIES STEEL STORAGE



L Series is a dynamic steel storage solution, ranging from single pedestals to full storage banks and beyond. This comprehensive line has everything to support your workplace storage needs. Choose from a variety of options – including laminate file wraps that integrate beautifully with other AIS products. L Series storage elements come standard with locks, ensuring security for users when not in the office. Classic yet contemporary, L Series meets the needs of many users and easily integrates into any work environment.



L Series Storage shown in 6 x 6 Matrix station

L SERIES STEEL STORAGE



Divide Space With Storage Banks



Personal Storage to Delineate Space



Effortlessly Blend Storage Into Workstations



Explore L Series Steel Storage Options



Warm up L Series Storage
with laminate fronts

See Support and Storage price list for complete statement of line.

FEATURES & OPTIONS

	Calibrate Laminate	L Series Steel
12" W Ped	•	•
F/F Ped	•	•
B/F Ped	•	•
B/B/F Ped	•	•
File Ped	•	
Hidden Drawer Ped	•	
Suspended Ped	•	
Ped Tower	•	
B/F Lateral	•	•
B/B/F Lateral	•	
2-Drawer Lateral	•	•
3-Drawer Lateral	•	•
4-Drawer Lateral	•	•
5-Drawer Lateral		•
Combo Unit Lateral/Ped	•	
Personal Storage Tower	•	•
Pull-Out Pantry Tower	•	
Lockers	•	
Bookcase	+ Options	•
Credenza	+ Options	
2 door Cabinet	•	•
4 door Cabinet	•	
Hutch	+ Options	
On Casters	•	•
On Raised Feet	•	
Locking doors/drawers	Optional	•
Laminate Front w/ Steel		•
Laminate Wrap		•
Rectangular Pull	•	•
Loop Pull	•	Upcharge + Installation
Bar Pull	•	Upcharge + Installation
L Pull	•	Upcharge + Installation
Slim Pull	Upcharge Applies	N/A

Calibrate Laminate Storage

- Integrates with AIS and other manufacturers’ workstations.
- Storage elements have 3 /4" thick case construction with 1 mm edge.
- All laminate surfaces feature full perimeter edge banding, delivering a clean, refined look and enhanced durability.
- File drawers have full depth, smooth-riding ball bearing suspensions and factory installed counterweights.
- Durable construction using cam and pin.
- Standard side-to-side hanging bars and optional front-to-back hanging rails ensure maximum filing capacity.
- Suspended files have a power option that includes 3 outlets and 2 USB charging ports.
- Locks are available in silver or black. A no-lock option is also available for a clean aesthetic. Locks are field installed.
- Slim Pull is unavailable on doors. Combination units specified with slim pull will come standard with touch-to-open doors and no pull.
- 1" leveling glides provide adjustment of files on uneven floors.
- Storage elements include optional 2.5" elevated feet.
- Standard 15" wide pedestals come with pencil trays.
- Ships assembled.

L Series Steel Storage











- Integrates with AIS and other manufacturers’ workstations.
- Lateral files accommodate letter, A4 and legal-sized filing and include front-to-back conversion bars for each drawer.
- Standard side-to-side hanging bars and optional front-to-back hanging rails ensure maximum filing capacity.
- 2-Drawer lateral files have an overlay front. 3, 4 and 5-Drawer lateral files have picture frame fronts.
- File drawers have full-depth, smooth-riding ball bearing suspensions.
- 2-Drawer lateral files come standard without top for use under worksurface. Available with painted metal or laminate top for a small upcharge. Conversion kits include counterweights.
- Lateral files may be wrapped in laminate as an option. (Single or double deep and two or three high).
- 5-Drawer lateral files feature a recessed flipper door on the top drawer with a roll-out file shelf.
- All storage pieces come standard with silver locks.
- 1" leveling glides provide adjustment of files on uneven floors.
- Standard 15" wide pedestals come with pencil trays.
- Ships assembled.

MATERIALS & FINISHES

Grade A Laminates for Calibrate Storage and L Series Storage Fronts

			
Absolute Acajou	Aimtoo Savatre	Black	Brazilwood
			
Chalk	Corporate Walnut	Dark Rum Cherry	Field Elm
			
Grand Cherry	Grey Elm	Landmark	Linen
			
Leave Likatre	Looks Likatre	Maritime Dune	Midwest Maple
			
Neo Walnut	Phantom Pearl	Phantom Ecru	Storm
			
Summer Drops	True White	Trytoo Savatre	White Chocolate

Grade A Paint Options for L Series Storage

	
Black	Chalk
	
Dark Tone	Grey Value 1
	
Innertone	Light Tone
	
Medium Tone	Metallic Silver
	
Satin White	Warm Brown

Optional Digital Lock for Calibrate Storage



Pull Options



Bar Pull L Pull* Loop Pull Rectangular Pull Slim Pull*

All pulls available in all paint colors.
Slim Pull only offered on Calibrate laminate storage drawers – not doors. (Unavailable on L Series).
Calibrate combo units with Slim Pull drawers will have standard touch-to-open doors without pulls.
*Paint finish only. (Not offered in raw metal finish).
Note: Slim Pull on Calibrate Storage will have an upcharge. (See pricelist).

L Series is standard with Rectangular Pull. Bar, Loop and L Pulls are available with an upcharge and field installation.

FABRICS & FINISHES

Cover

Laminate: Landmark

Paint: Satin White

Ped Cushion: Palette | Indigo



Page 2-3

Calibrate Laminate Storage Family:

Laminates: Brazilwood and True White

Ped Cushions: Palette | Spinach

Matrix Workstation with Calibrate Storage:

Laminate: Landmark

Worksurface: True White

Ped Cushion: Palette | Spinach



Page 6-7

L Series Storage Family:

Paints: Metallic Silver and Satin White

Laminate Fronts and Wraps: Grey Elm

Ped Cushions: alta Frock | Indigo

Matrix Workstation with L Series Storage:

Laminate: Landmark

Worksurface: True White

Paint: Grey Value 1

Ped Cushion: Palette | Spinach



Please request samples to view before specifying as the colors, materials and finishes featured within our printed and electronic literature may vary due to the printing processes and/or viewing screens used. Availability of finishes and materials shown within this brochure may vary due to manufacturers' lifecycle management.

National Showrooms:

Leominster

AIS Headquarters
25 Tucker Drive
Leominster, MA 01453

New York

AIS New York
257 Park Avenue South,
3rd Floor, Suite 301
New York, NY 10010

GSA Sales

GSA Contract 47QSM20D08Q4
Multiple Award Schedule (MAS)
Large Category: Furniture & Furnishings
Subcategories: Office Furniture, Packaged Office Furniture and Furniture

Chicago

The Merchandise Mart
Suite 391
Chicago, IL 60654

Washington, D.C.

AIS Washington, D.C.
1501 M Street NW, Suite 230
Washington D.C. 20005

For additional information on AIS:

Dealer Showrooms, Representative Directory, Project
Case Studies, Online Catalog & Product Showcase
Visit: ais-inc.com