

Orderable
Fall 2019



DAY-TO-DAY™ POWERBEAM

Spine-Based Desking Solution

AIS

POWERBEAM: SLIM & MIGHTY

Day-to-Day PowerBeam is an ultra-efficient, super simplified, spine-based system delivering power and data through a slim, agile beam to maximize floorplate flexibility and density. PowerBeam can be planned with 180, 90 and 120 degree stations, optimizing space and offering "off the grid" options for users.

Seamless integration with the extensive line of Day-to-Day tables ensures workstations can be created to meet every user's need. From worksurface sizes, shapes, leg options and height adjustability—the choices are vast.



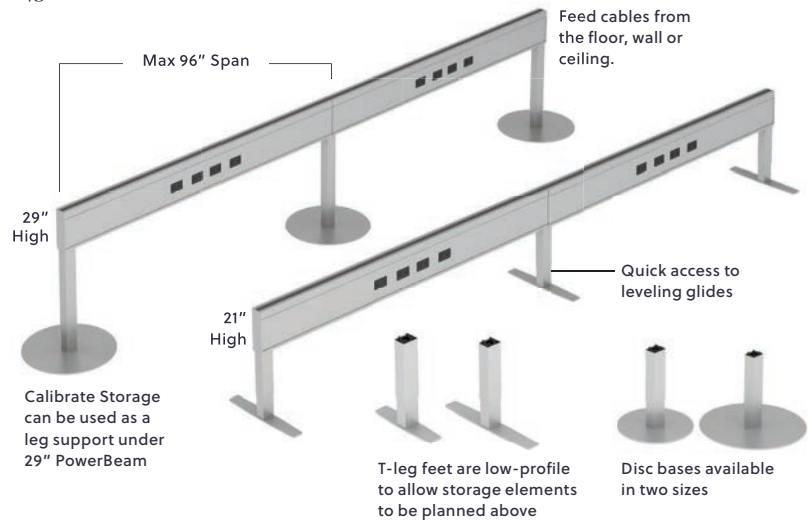
PowerBeam effortlessly brings power to Day-to-Day Height Adjustable Tables whether sitting or standing.

Standard Grade A Paint Finishes



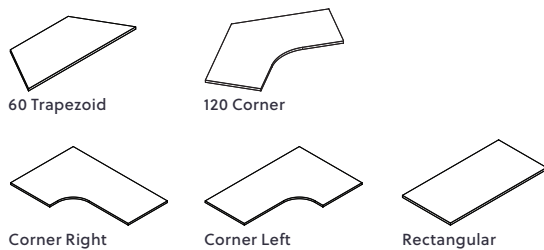
Everything you need, nothing you don't

PowerBeam is made from extruded aluminum with a "2.5 x 8" profile

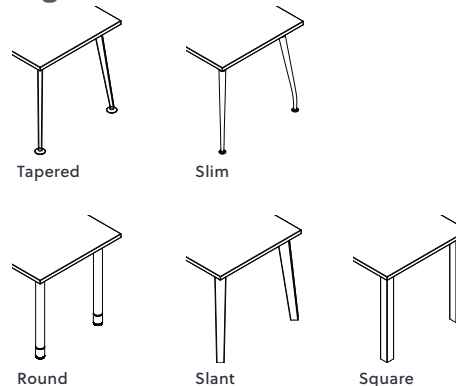


Design exactly what you need with Day-to-Day Tables

Worksurfaces



Legs



Edges



Available fall 2019

800.434.7400 | 978.562.7500 | www.ais-inc.com | info@ais-inc.com | 6/2019

ais